

## FROM THE PRINCIPAL

Dear Parents and Community Members,

This report card is issued by the Oregon Department of Education. It provides a detailed picture of what Elton Gregory Middle School offers to our students.

In 2012-2013, we received an Overall State Rating of above average. This means that our students performed slightly better on the Oregon Assessment of Knowledge and Skills (OAKS) than students at other Oregon middle schools.

Key academic highlight: • Our students are performing slightly better in Math and Science than other Oregon students. However, our subgroup performance (students with disabilities) in Reading was below average.

While we celebrate our achievements, we have a good deal of work to do. I assure you that GROWTH of ALL students is priority. We are introducing some instructional changes with our implementation of Common Core in Literacy and Math. We will continue to offer Math and Reading Strategies courses to target skill deficits and prepare students for meeting benchmarks.

I encourage you to communicate with your child's teachers. You can monitor your student's assignments and progress on ParentVUE at <http://egms.redmond.k12.or.us>.

Thank you,

Principal | Tracie Renwick

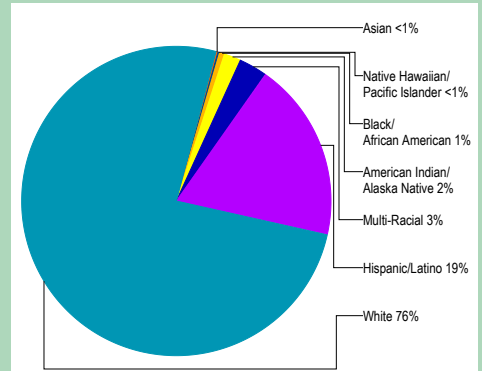
## SCHOOL PROFILE

Enrollment 2013-14	571
Change from previous year	+4.8%
Students attending 90% or more of enrolled days	84.6%

Note: a "\*" is displayed when the data must be suppressed to protect student confidentiality.

Select Demographics 2013-14	
English Learners	11%
<i>Students who have ever been eligible for or participated in a program to acquire academic English.</i>	
Economically disadvantaged	59%
Students with disabilities	18%
Number of different languages spoken:	3

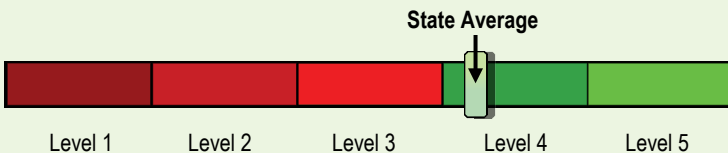
## STUDENTS



## OVERALL STATE RATING HOW ARE STUDENTS AT THIS SCHOOL PERFORMING COMPARED TO THOSE AT OTHER SCHOOLS?

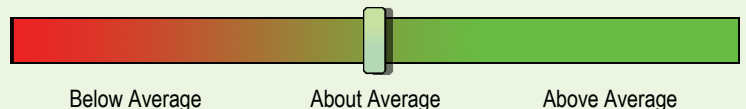
The overall state rating is intended to summarize this school's particular successes and challenges. It is based on a combination of up to five factors. Three of these factors come from standardized test scores in reading and math: student achievement, student growth, and the growth of underserved subgroups. Please be aware that this rating is based mainly on high-stakes testing and accordingly, represents a limited view of student performance. Other aspects of this report card are designed to put this rating in the proper context.

Compared to all schools statewide in 2013-14, this school is rated as Level 4.



- Level 1** = Falls into the bottom 5% of schools
- Level 2** = Falls between 5% and 15% of schools
- Level 3** = Falls between 15% and 44% of schools
- Level 4** = Falls between 44% and 90% of schools
- Level 5** = Falls into the top 10% of schools

Compared to middle schools with similar student demographics in 2013-14, this school's rating is about average.



- Below average** = Falls into the bottom third of comparison schools
- About average** = Falls into the middle third of comparison schools
- Above average** = Falls into the top third of comparison schools

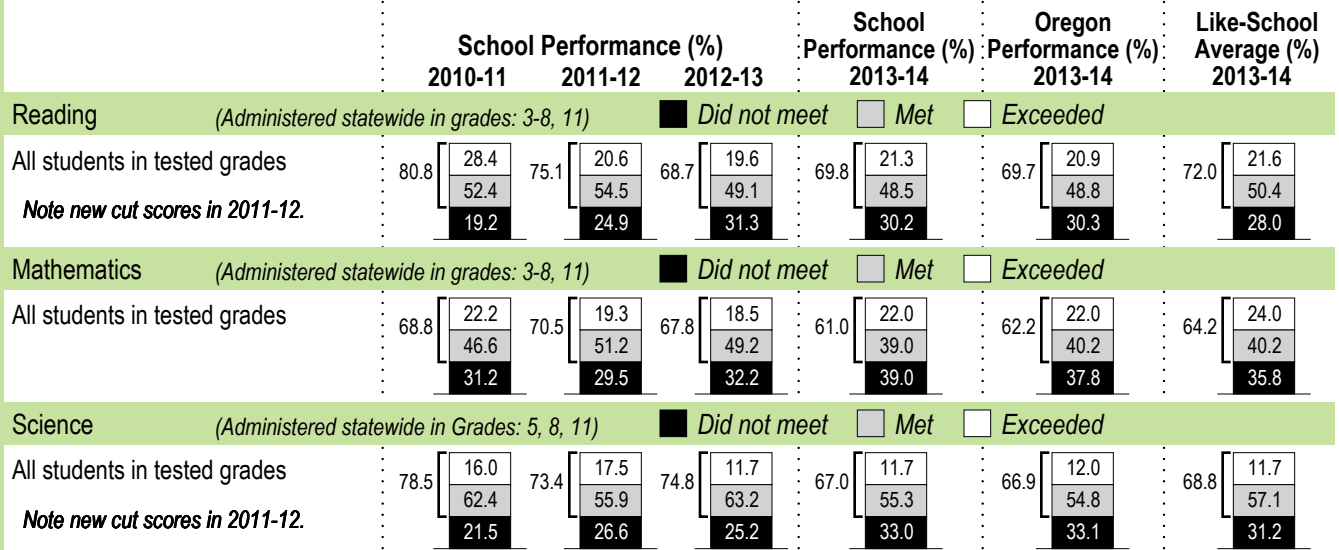
## PROGRESS ARE STUDENTS MAKING ADEQUATE GAINS OVER TIME?

### SCHOOL PERFORMANCE

Performance of students enrolled in the school for a full academic year

Did at least 95% of the students at this school take required assessments?  Yes  No

Participation rate criteria are in place to ensure schools test as many eligible students as possible



Visit [www.ode.state.or.us/go/data](http://www.ode.state.or.us/go/data) for additional assessment results.

Note: a "\*" is displayed when data are unavailable or to protect student confidentiality.

## OUTCOMES FOR KEY STUDENT GROUPS AT THIS SCHOOL COMPARED TO THE SAME GROUPS STATEWIDE

### STUDENT GROUP OUTCOMES

	School Performance (%)	Oregon Performance (%)	School Compared to OR Average	School Performance (%)	Oregon Performance (%)	School Compared to OR Average	School Performance (%)	Oregon Performance (%)	School Compared to OR Average		
<b>Economically Disadvantaged</b>				<b>American Indian/Alaska Native</b>			<b>Native Hawaiian/Pacific Islander</b>				
Reading	59.9	57.8	+2.1	Reading	33.3	54.9	-21.6	Reading	*	55.6	*
Mathematics	51.8	49.5	+2.3	Mathematics	33.3	45.6	-12.3	Mathematics	*	52.4	*
Science	57.3	54.6	+2.7	Science	*	54.0	*	Science	*	48.4	*
<b>English Learners</b>				<b>Asian</b>			<b>White</b>				
Reading	53.4	47.7	+5.7	Reading	*	79.8	*	Reading	73.3	75.8	-2.5
Mathematics	43.1	46.5	-3.4	Mathematics	*	81.3	*	Mathematics	64.5	67.3	-2.8
Science	31.6	40.5	-8.9	Science	*	74.8	*	Science	72.9	74.5	-1.6
<b>Students with Disabilities</b>				<b>Black/African American</b>			<b>Female</b>				
Reading	23.4	30.5	-7.1	Reading	*	50.5	*	Reading	73.6	73.7	-0.1
Mathematics	14.9	22.3	-7.4	Mathematics	*	39.1	*	Mathematics	59.6	63.7	-4.1
Science	25.9	36.7	-10.8	Science	*	39.1	*	Science	60.0	64.9	-4.9
<b>Migrant</b>				<b>Hispanic/Latino</b>			<b>Male</b>				
Reading	38.5	42.5	-4.0	Reading	58.0	52.4	+5.6	Reading	66.8	65.9	+0.9
Mathematics	30.8	41.2	-10.4	Mathematics	48.0	47.0	+1.0	Mathematics	62.1	60.7	+1.4
Science	*	33.2	*	Science	51.3	45.9	+5.4	Science	72.7	68.8	+3.9
<b>Talented and Gifted</b>				<b>Multi-Racial</b>							
Reading	>95	98.5	*	Reading	68.8	73.6	-4.8	<div style="border: 1px solid black; padding: 5px;">                     Note: a "*" is displayed when data are unavailable or to protect student confidentiality.                 </div>			
Mathematics	>95	98.2	*	Mathematics	68.8	64.5	+4.3				
Science	>95	98.1	*	Science	*	70.5	*				

## CURRICULUM & LEARNING ENVIRONMENT WHAT IS THIS SCHOOL DOING TO IMPROVE STUDENT LEARNING AND TO PREPARE STUDENTS FOR THE FUTURE?

### SCHOOL READINESS

Student Mentor Program eases the transition into middle school with role models and support

School programming that supports and reinforces positive behavior

Team Structure

Extracurricular activities and athletics available to all students

Student Success Teams to support struggling students

### ACADEMIC SUPPORT

Reading and Math Strategies Classes will continue at all grade levels.

Differentiated Instructional Strategies and co-teaching will address all levels of learners.

School Improvement Wednesdays will focus on instructional best practices.

Teachers are developing common assessments and student learning outcome targets.

### ACADEMIC ENRICHMENT

Spanish offered to all grade levels.

Art, Technology, and Band offered to all grade levels.

Leadership and Engineering are offered to 8th graders.

8th graders have the opportunity to earn high school credit by completing Algebra I.

### CAREER & TECHNICAL EDUCATION

We are in the planning and readiness year of incorporating AVID into our school programming.

### EXTRA-CURRICULAR ACTIVITIES/ AFTER SCHOOL PROGRAMS

Volleyball, Cross Country, Football, Wrestling, Basketball, Track, Caldera Arts Academy, Drama Club, Sparrow Club, Student Mentor Program, Yearbook, Math Olympiad