

FROM THE PRINCIPAL

Dear Parents and Community Members,

This report card is issued by the Oregon Department of Education. It provides a detailed picture of what John Tuck Elementary School offers to our students.

In 2012-2013, we received an Overall State Rating of about average. This means that our students are performing similarly on third, fourth and fifth grade standardized state tests compared to students at other Oregon elementary schools.

Our 3rd, 4th and 5th graders take state tests at the end of the school year. The results for 2012-13 indicate the following:

- 62.3% met or exceeded state standards for reading.
- 56.1% met or exceeded state standards for math.

While we are mindful of the percentage of our students meeting or exceeding the grade level standardized score, we are predominantly focused on ensuring each child is academically growing at the most rapid rate possible. John Tuck was

rated a level four school for student growth, which illustrates our commitment to the individual development of each child. Based on breakdown scores we will target our subgroup population for increased interventions. In addition, we will fully implement the Common Core standards in 2014-15 in both Math and English Language Arts.

You can help by monitoring your child's homework and attending parent-teacher conferences. You can view assignments and grades any time through ParentVUE online at www.redmond.k12.or.us.

We look forward to partnering with you to make sure our students reach their potential!

Thank you,

Principal | Dusty Porter

SCHOOL PROFILE

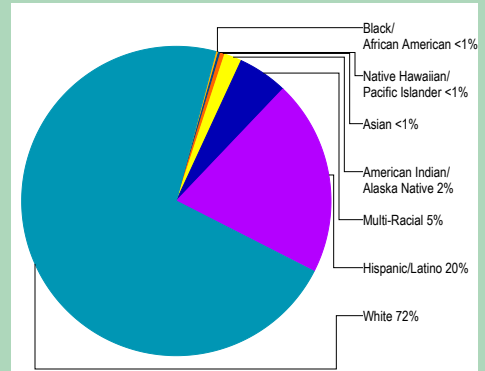
Enrollment 2013-14	441
K-3	277
4-5	164
Change from previous year	+1.1%
Students attending 90% or more of enrolled days	79.3%
.....	
Average elementary class size in 2012-13	26.4

Note: a "*" is displayed when the data must be suppressed to protect student confidentiality.

Select Demographics 2013-14

English Learners	13%
<i>Students who have ever been eligible for or participated in a program to acquire academic English.</i>	
Economically disadvantaged	65%
Students with disabilities	16%
.....	
Number of different languages spoken:	2

STUDENTS

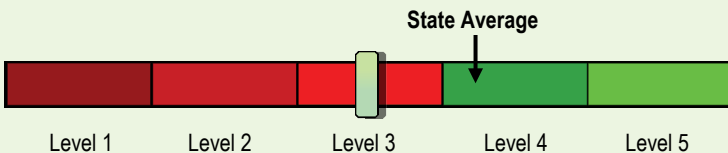


OVERALL STATE RATING

HOW ARE STUDENTS AT THIS SCHOOL PERFORMING COMPARED TO THOSE AT OTHER SCHOOLS?

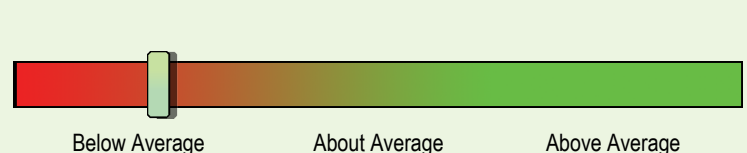
The overall state rating is intended to summarize this school's particular successes and challenges. It is based on a combination of up to five factors. Three of these factors come from standardized test scores in reading and math: student achievement, student growth, and the growth of underserved subgroups. Please be aware that this rating is based mainly on high-stakes testing and accordingly, represents a limited view of student performance. Other aspects of this report card are designed to put this rating in the proper context.

Compared to all schools statewide in 2013-14, this school is rated as Level 3.



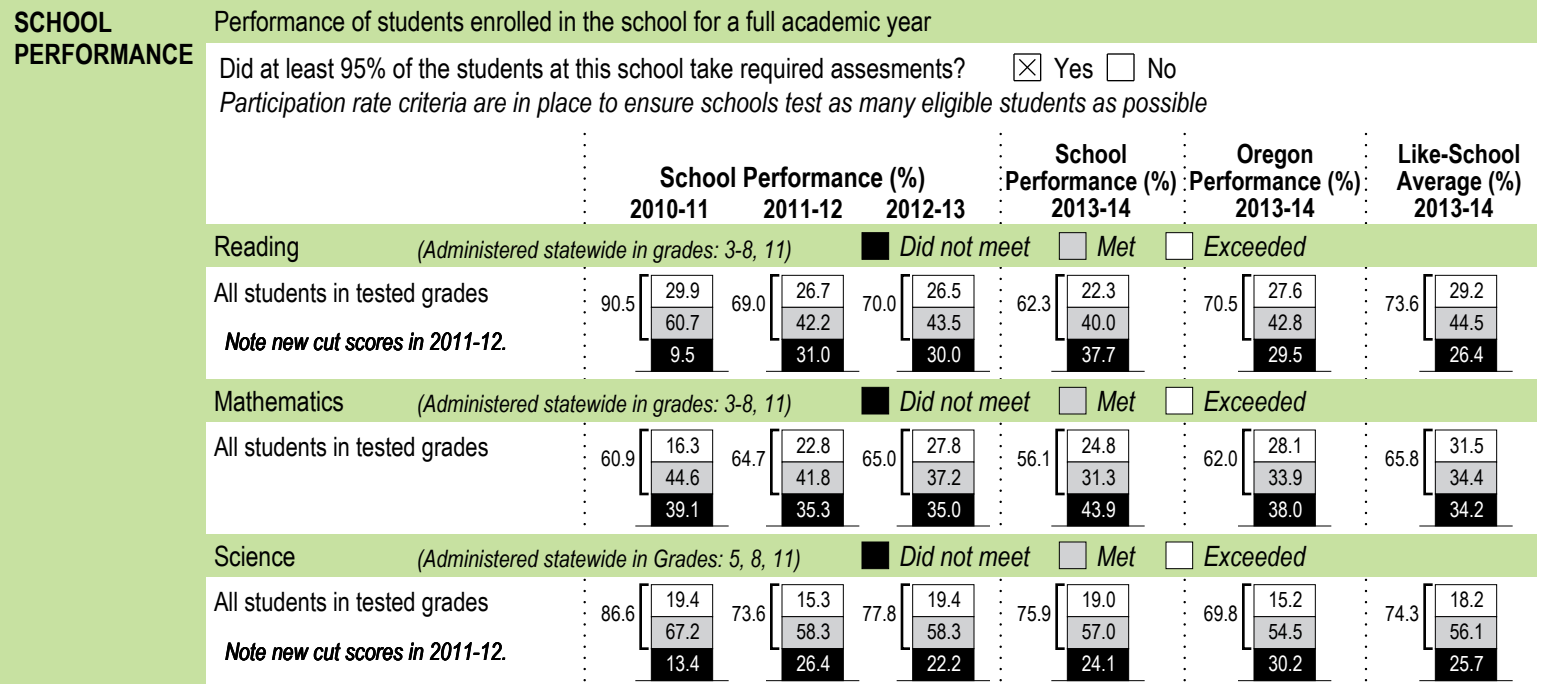
- Level 1** = Falls into the bottom 5% of schools
- Level 2** = Falls between 5% and 15% of schools
- Level 3** = Falls between 15% and 44% of schools
- Level 4** = Falls between 44% and 90% of schools
- Level 5** = Falls into the top 10% of schools

Compared to elementary schools with similar student demographics in 2013-14, this school's rating is below average.



- Below average** = Falls into the bottom third of comparison schools
- About average** = Falls into the middle third of comparison schools
- Above average** = Falls into the top third of comparison schools

PROGRESS ARE STUDENTS MAKING ADEQUATE GAINS OVER TIME?



Visit www.ode.state.or.us/go/data for additional assessment results.

Note: a "*" is displayed when data are unavailable or to protect student confidentiality.

OUTCOMES FOR KEY STUDENT GROUPS AT THIS SCHOOL COMPARED TO THE SAME GROUPS STATEWIDE

STUDENT GROUP OUTCOMES	School Performance (%)	Oregon Performance (%)	School Compared to OR Average	School Performance (%)	Oregon Performance (%)	School Compared to OR Average	School Performance (%)	Oregon Performance (%)	School Compared to OR Average
	Economically Disadvantaged				American Indian/Alaska Native			Native Hawaiian/Pacific Islander	
Reading	62.3	59.1	+3.2	Reading	66.7	57.5	+9.2	Reading	* 54.8 *
Mathematics	56.1	49.5	+6.6	Mathematics	33.3	48.4	-15.1	Mathematics	* 48.9 *
Science	75.9	57.5	+18.4	Science	* 56.4 *			Science	* 49.6 *
English Learners				Asian				White	
Reading	51.7	45.0	+6.7	Reading	* 79.2 *			Reading	63.1 77.7 -14.6
Mathematics	48.3	42.7	+5.6	Mathematics	* 78.5 *			Mathematics	56.4 68.3 -11.9
Science	66.7	42.1	+24.6	Science	* 78.0 *			Science	77.6 78.2 -0.6
Students with Disabilities				Black/African American				Female	
Reading	16.7	41.8	-25.1	Reading	* 52.6 *			Reading	68.9 73.0 -4.1
Mathematics	17.1	33.2	-16.1	Mathematics	* 38.8 *			Mathematics	58.5 61.4 -2.9
Science	38.5	44.2	-5.7	Science	* 48.5 *			Science	70.4 67.9 +2.5
Migrant				Hispanic/Latino				Male	
Reading	* 41.3 *			Reading	53.8 50.9 +2.9			Reading	56.0 68.0 -12.0
Mathematics	* 40.9 *			Mathematics	53.8 44.6 +9.2			Mathematics	53.7 62.5 -8.8
Science	* 40.5 *			Science	73.3 47.0 +26.3			Science	78.8 71.6 +7.2
Talented and Gifted				Multi-Racial					
Reading	* 98.4 *			Reading	80.0 75.6 +4.4				
Mathematics	* 98.2 *			Mathematics	70.0 64.7 +5.3				
Science	* 98.2 *			Science	* 75.1 *				

Note: a "*" is displayed when data are unavailable or to protect student confidentiality.

CURRICULUM & LEARNING ENVIRONMENT WHAT IS THIS SCHOOL DOING TO IMPROVE STUDENT LEARNING AND TO PREPARE STUDENTS FOR THE FUTURE?

SCHOOL READINESS

- All students eligible for free breakfast and lunch.
- Focus on developing fluent readers with good comprehension skills.
- Positive Behavior Intervention Support (PBIS) program.

ACADEMIC SUPPORT

- Title 1 Reading Program.
- Walk To Read for K-3 graders providing daily reading instruction.
- Supports for students speaking English as a second language.
- Special Education program for students with learning disabilities.
- Extended Day Kindergarten Program.

ACADEMIC ENRICHMENT

- Outdoor School - 5th Grade
- Battle of the Books
- Personal education plan (PEP) for qualified Talented & Gifted students

EXTRA-CURRICULAR ACTIVITIES/ AFTER SCHOOL PROGRAMS

- Chess for Success Club
- Battle of the Books Program
- Computer Education and Enrichment
- Physical Education and Team Building Program
- Athletic programs offered through Redmond Parks & Recreation District

Data and information in the Curriculum and Learning Environment section was provided by local schools and districts and was not verified by the Oregon Department of Education.