

## FROM THE PRINCIPAL

Dear Parents and Community Members,

This report card is issued by the Oregon Department of Education. It provides a detailed picture of what Obsidian Middle School offers to our students.

In 2013-14, we received an Overall State Rating of Level 4-Above Average. This means that our students are generally outperforming those at like-schools in Oregon. We also earned a Level 5 top rating in the category of "Academic Growth," rated at 90%. This means that 90% of Obsidian students met or exceeded their growth targets! While we celebrate our achievements, we have a good deal of work to do in our sub-groups. Our sub-group performance (students with disabilities and english learners) in reading and math was below average.

Student growth is our top priority and we have implemented resources (common core implementation, math and reading intervention classes, math and reading strategy classes) to help students reach their potential.

You can help by communicating with your student's teachers, monitoring your student's homework, and attending parent-teacher conferences. You can view assignments and grades any time through ParentVUE online at [www.redmond.k12.or.us](http://www.redmond.k12.or.us).

We look forward to partnering with you to make success possible for your student!

Thank you,

Principal | Tami Nakamura

## SCHOOL PROFILE

Enrollment 2013-14	613
Change from previous year	+0.8%
Students attending 90% or more of enrolled days	81.4%

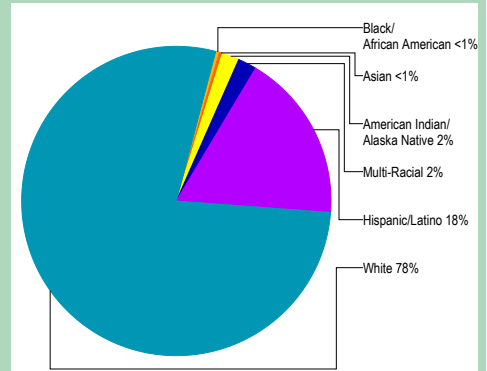
Select Demographics 2013-14	
English Learners	11%
<i>Students who have ever been eligible for or participated in a program to acquire academic English.</i>	

Economically disadvantaged	60%
Students with disabilities	16%

Number of different languages spoken: 4

*Note: a "\*\*" is displayed when the data must be suppressed to protect student confidentiality.*

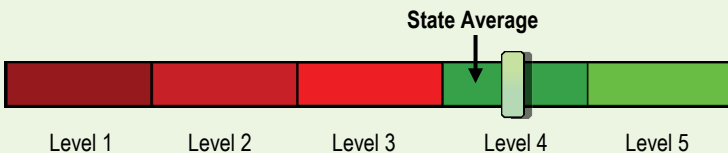
## STUDENTS



## OVERALL STATE RATING HOW ARE STUDENTS AT THIS SCHOOL PERFORMING COMPARED TO THOSE AT OTHER SCHOOLS?

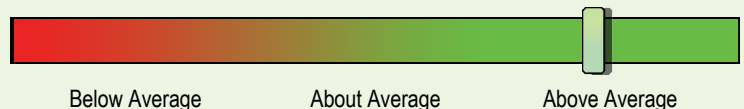
The overall state rating is intended to summarize this school's particular successes and challenges. It is based on a combination of up to five factors. Three of these factors come from standardized test scores in reading and math: student achievement, student growth, and the growth of underserved subgroups. Please be aware that this rating is based mainly on high-stakes testing and accordingly, represents a limited view of student performance. Other aspects of this report card are designed to put this rating in the proper context.

**Compared to all schools statewide in 2013-14, this school is rated as Level 4.**



- Level 1** = Falls into the bottom 5% of schools
- Level 2** = Falls between 5% and 15% of schools
- Level 3** = Falls between 15% and 44% of schools
- Level 4** = Falls between 44% and 90% of schools
- Level 5** = Falls into the top 10% of schools

**Compared to middle schools with similar student demographics in 2013-14, this school's rating is above average.**



- Below average** = Falls into the bottom third of comparison schools
- About average** = Falls into the middle third of comparison schools
- Above average** = Falls into the top third of comparison schools

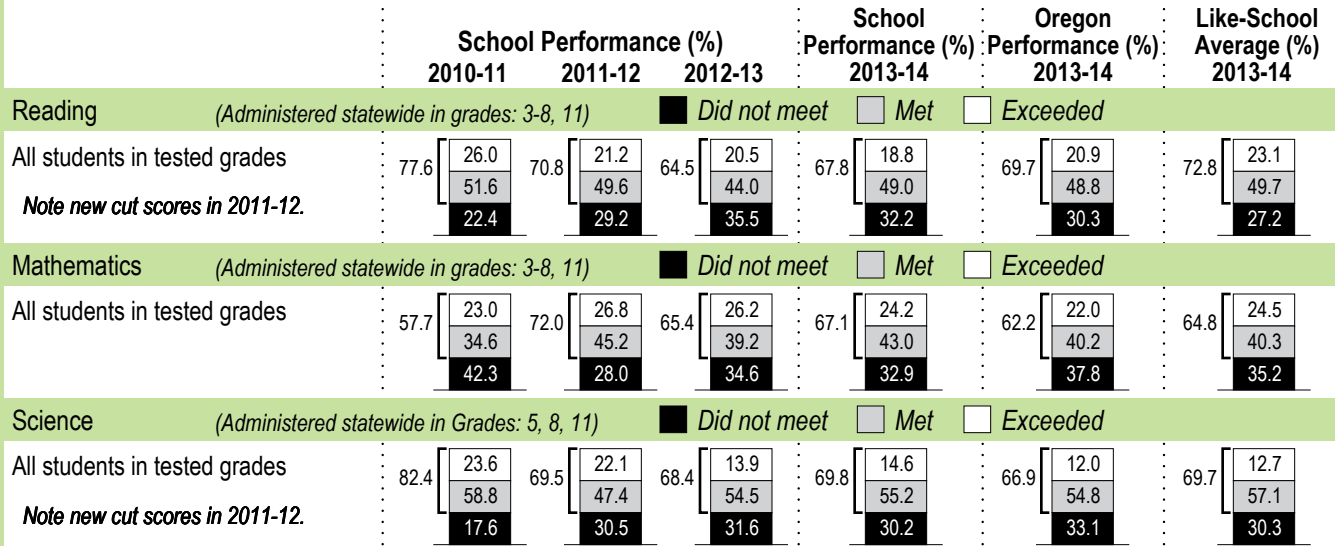
## PROGRESS ARE STUDENTS MAKING ADEQUATE GAINS OVER TIME?

### SCHOOL PERFORMANCE

Performance of students enrolled in the school for a full academic year

Did at least 95% of the students at this school take required assessments?  Yes  No

Participation rate criteria are in place to ensure schools test as many eligible students as possible



Visit [www.ode.state.or.us/go/data](http://www.ode.state.or.us/go/data) for additional assessment results.

Note: a "\*" is displayed when data are unavailable or to protect student confidentiality.

## OUTCOMES FOR KEY STUDENT GROUPS AT THIS SCHOOL COMPARED TO THE SAME GROUPS STATEWIDE

### STUDENT GROUP OUTCOMES

	School Performance (%)	Oregon Performance (%)	School Compared to OR Average	School Performance (%)	Oregon Performance (%)	School Compared to OR Average	School Performance (%)	Oregon Performance (%)	School Compared to OR Average		
<b>Economically Disadvantaged</b>				<b>American Indian/Alaska Native</b>			<b>Native Hawaiian/Pacific Islander</b>				
Reading	56.8	57.8	-1.0	Reading	50.0	54.9	-4.9	Reading	*	55.6	*
Mathematics	56.3	49.5	+6.8	Mathematics	60.0	45.6	+14.4	Mathematics	*	52.4	*
Science	62.2	54.6	+7.6	Science	50.0	54.0	-4.0	Science	*	48.4	*
<b>English Learners</b>				<b>Asian</b>			<b>White</b>				
Reading	42.9	47.7	-4.8	Reading	*	79.8	*	Reading	70.9	75.8	-4.9
Mathematics	52.4	46.5	+5.9	Mathematics	*	81.3	*	Mathematics	69.3	67.3	+2.0
Science	42.1	40.5	+1.6	Science	*	74.8	*	Science	73.3	74.5	-1.2
<b>Students with Disabilities</b>				<b>Black/African American</b>			<b>Female</b>				
Reading	19.5	30.5	-11.0	Reading	*	50.5	*	Reading	69.5	73.7	-4.2
Mathematics	20.7	22.3	-1.6	Mathematics	*	39.1	*	Mathematics	65.4	63.7	+1.7
Science	28.6	36.7	-8.1	Science	*	39.1	*	Science	65.0	64.9	+0.1
<b>Migrant</b>				<b>Hispanic/Latino</b>			<b>Male</b>				
Reading	33.3	42.5	-9.2	Reading	54.8	52.4	+2.4	Reading	66.1	65.9	+0.2
Mathematics	50.0	41.2	+8.8	Mathematics	56.7	47.0	+9.7	Mathematics	68.9	60.7	+8.2
Science	33.3	33.2	+0.1	Science	56.7	45.9	+10.8	Science	75.0	68.8	+6.2
<b>Talented and Gifted</b>				<b>Multi-Racial</b>							
Reading	>95	98.5	*	Reading	90.9	73.6	+17.3	<div style="border: 1px solid black; padding: 5px;">                     Note: a "*" is displayed when data are unavailable or to protect student confidentiality.                 </div>			
Mathematics	>95	98.2	*	Mathematics	81.8	64.5	+17.3				
Science	>95	98.1	*	Science	*	70.5	*				

**CURRICULUM & LEARNING ENVIRONMENT** WHAT IS THIS SCHOOL DOING TO IMPROVE STUDENT LEARNING AND TO PREPARE STUDENTS FOR THE FUTURE?

**SCHOOL READINESS**

- |   |  |
|---|--|
| Positive Behavioral Support Program                       | Goal Setting activities to prepare students for State Assessments  |
| 6th Grade transition WEB program led by 8th Grade Mentors | Extracurricular activities and athletics available to all students |
| Bullying and harassment prevention program                | Student Success Teams to support struggling students               |

**ACADEMIC SUPPORT**

- Math and Reading Intervention/Strategy classes at each grade level
- Writing Strategy classes 8th graders
- ELL program: support based on language proficiency and grade level
- Special Education Program
- After School Homework and CLC Program

**ACADEMIC ENRICHMENT**

- Comprehensive Spanish Program 6th-8th grade (with opportunities to earn high school credit)
- Talented and Gifted (TAG) Program
- Advanced Math Classes (with opportunities to earn high school credit)
- Band Program 6th-8th grade, Choir Opportunities
- Art Program 6th-8th grade
- Technology Classes 6th-8th grade
- STEM (science, technology, engineering, and mathematics) Class Offered
- PE Program 6th-8th grade

**CAREER & TECHNICAL EDUCATION**

- Integrated Technology 6th-8th grade
- Incorporating AVID into our school programming

**EXTRA-CURRICULAR ACTIVITIES/ AFTER SCHOOL PROGRAMS**

- |                            |   |
|----------------------------|---|
| Interscholastic sports: 7  | Community School enrichment opportunities |
| Band concerts/festivals: 6 | Comprehensive Band Program                |
|                            | Clubs/Activities: 6                       |

*Data and information in the Curriculum and Learning Environment section was provided by local schools and districts and was not verified by the Oregon Department of Education.*