

**FROM THE PRINCIPAL**

Dear Parents and Community Members,

This annual report card is issued by the Oregon Department of Education and provides a detailed picture of the OAKS testing data from the 2013-14 school-year. Tom McCall Elementary received a rating of below average. Our overall drop in math scores as measured by the OAKS system, was the largest contributing factor to this drop. Last year, we transitioned from teaching and assessing Oregon State Standards to teaching Common Core State Standards while continuing to assess the State standards. This incongruence in standards and assessment certainly affected our math scores. It is a priority that we address this inefficiency and continue to make rigorous math instruction a cornerstone of our practice at Tom McCall.

We continue to strive for increased student growth. Based on breakdown scores we will target our subgroup population for increased interventions. In addition, we'll continue implementing Common Core State Standards in reading & math along with a school-wide focus on the whole child.

Our priorities are:

- Student performance data will be used to monitor student growth and inform instructional decisions.
- Increase the rigor by increasing the level of knowledge and skill the instructor brings to the instructional process.
- Focus and personalize feedback about performance to students and parents. We look forward to partnering with you to make sure all of our students reach their potential!

Thank you,

Principal | Drew Frank

**SCHOOL PROFILE**

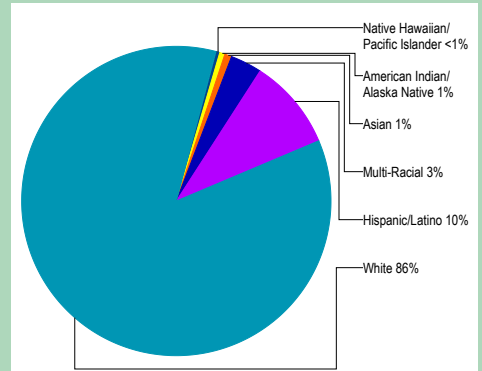
Enrollment 2013-14	546
K-3	357
4-5	189
Change from previous year	+3.2%
Students attending 90% or more of enrolled days	84.9%
.....	
Average elementary class size in 2012-13	25.4

Note: a "\*" is displayed when the data must be suppressed to protect student confidentiality.

**Select Demographics 2013-14**

English Learners	6%
<i>Students who have ever been eligible for or participated in a program to acquire academic English.</i>	
Economically disadvantaged	47%
Students with disabilities	14%
.....	
Number of different languages spoken:	4

**STUDENTS**

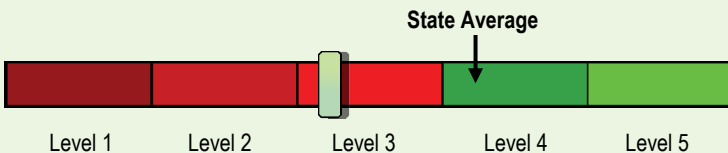


**OVERALL STATE RATING**

HOW ARE STUDENTS AT THIS SCHOOL PERFORMING COMPARED TO THOSE AT OTHER SCHOOLS?

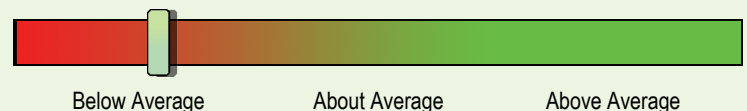
The overall state rating is intended to summarize this school's particular successes and challenges. It is based on a combination of up to five factors. Three of these factors come from standardized test scores in reading and math: student achievement, student growth, and the growth of underserved subgroups. Please be aware that this rating is based mainly on high-stakes testing and accordingly, represents a limited view of student performance. Other aspects of this report card are designed to put this rating in the proper context.

Compared to all schools statewide in 2013-14, this school is rated as Level 3.



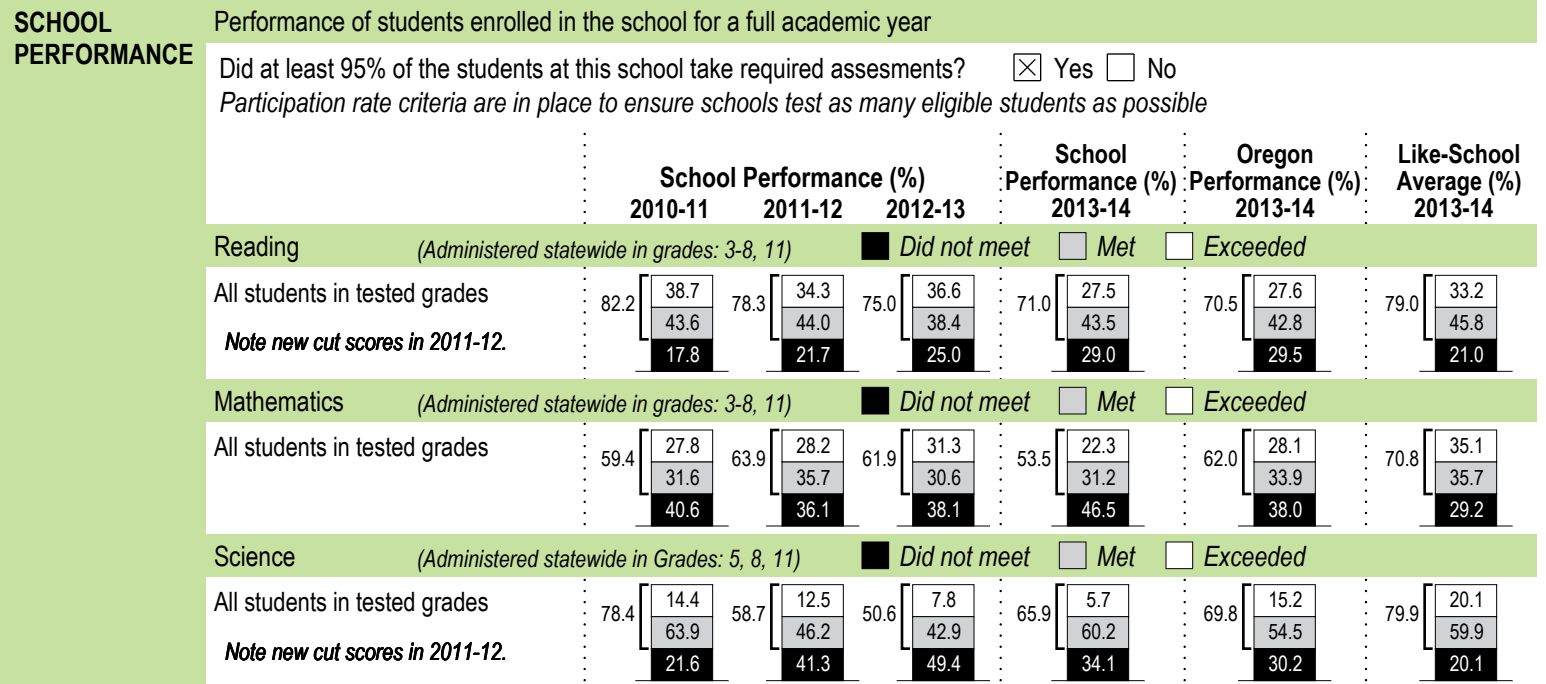
- Level 1** = Falls into the bottom 5% of schools
- Level 2** = Falls between 5% and 15% of schools
- Level 3** = Falls between 15% and 44% of schools
- Level 4** = Falls between 44% and 90% of schools
- Level 5** = Falls into the top 10% of schools

Compared to elementary schools with similar student demographics in 2013-14, this school's rating is below average.



- Below average** = Falls into the bottom third of comparison schools
- About average** = Falls into the middle third of comparison schools
- Above average** = Falls into the top third of comparison schools

**PROGRESS** ARE STUDENTS MAKING ADEQUATE GAINS OVER TIME?



Visit [www.ode.state.or.us/go/data](http://www.ode.state.or.us/go/data) for additional assessment results.

Note: a "\*" is displayed when data are unavailable or to protect student confidentiality.

**OUTCOMES** FOR KEY STUDENT GROUPS AT THIS SCHOOL COMPARED TO THE SAME GROUPS STATEWIDE

STUDENT GROUP OUTCOMES	School Performance (%)	Oregon Performance (%)	School Compared to OR Average	School Performance (%)	Oregon Performance (%)	School Compared to OR Average	School Performance (%)	Oregon Performance (%)	School Compared to OR Average		
	<b>Economically Disadvantaged</b>				<b>American Indian/Alaska Native</b>			<b>Native Hawaiian/Pacific Islander</b>			
Reading	59.3	59.1	+0.2	Reading	*	57.5	*	Reading	*	54.8	*
Mathematics	40.7	49.5	-8.8	Mathematics	*	48.4	*	Mathematics	*	48.9	*
Science	62.8	57.5	+5.3	Science	*	56.4	*	Science	*	49.6	*
<b>English Learners</b>				<b>Asian</b>			<b>White</b>				
Reading	46.2	45.0	+1.2	Reading	*	79.2	*	Reading	72.1	77.7	-5.6
Mathematics	30.8	42.7	-11.9	Mathematics	*	78.5	*	Mathematics	53.6	68.3	-14.7
Science	42.9	42.1	+0.8	Science	*	78.0	*	Science	66.2	78.2	-12.0
<b>Students with Disabilities</b>				<b>Black/African American</b>			<b>Female</b>				
Reading	34.0	41.8	-7.8	Reading	*	52.6	*	Reading	73.3	73.0	+0.3
Mathematics	14.9	33.2	-18.3	Mathematics	*	38.8	*	Mathematics	54.1	61.4	-7.3
Science	23.5	44.2	-20.7	Science	*	48.5	*	Science	68.2	67.9	+0.3
<b>Migrant</b>				<b>Hispanic/Latino</b>			<b>Male</b>				
Reading	*	41.3	*	Reading	57.1	50.9	+6.2	Reading	68.7	68.0	+0.7
Mathematics	*	40.9	*	Mathematics	39.3	44.6	-5.3	Mathematics	53.0	62.5	-9.5
Science	*	40.5	*	Science	55.6	47.0	+8.6	Science	63.6	71.6	-8.0
<b>Talented and Gifted</b>				<b>Multi-Racial</b>							
Reading	*	98.4	*	Reading	87.5	75.6	+11.9				
Mathematics	*	98.2	*	Mathematics	>95	64.7	*				
Science	*	98.2	*	Science	*	75.1	*				

Note: a "\*" is displayed when data are unavailable or to protect student confidentiality.

**CURRICULUM & LEARNING ENVIRONMENT** WHAT IS THIS SCHOOL DOING TO IMPROVE STUDENT LEARNING AND TO PREPARE STUDENTS FOR THE FUTURE?

**SCHOOL READINESS**

- PBIS—School-wide support of positive behaviors & character development
- Student Leadership

**ACADEMIC SUPPORT**

- Walk to Read—K-5 students receive small group, targeted reading instruction
- Special Education—Students with a qualified learning disability
- Title 1 Reading Support
- ELL instruction

**ACADEMIC ENRICHMENT**

- Friday Art Club
- Music enrichment
- Chess Club
- Mobile Chromebook Lab (36)
- Personal education plan (PEP) for qualified Talented & Gifted students
- Oregon Battle of the Books Club

**EXTRA-CURRICULAR ACTIVITIES/ AFTER SCHOOL PROGRAMS**

- Literacy nights
- Annual, week-long experience learning the violin
- Watch DOGS – Over 35 father-figures volunteering in our school
- Therapy Dog
- Mustang Media - weekly student-led news production program

*Data and information in the Curriculum and Learning Environment section was provided by local schools and districts and was not verified by the Oregon Department of Education.*